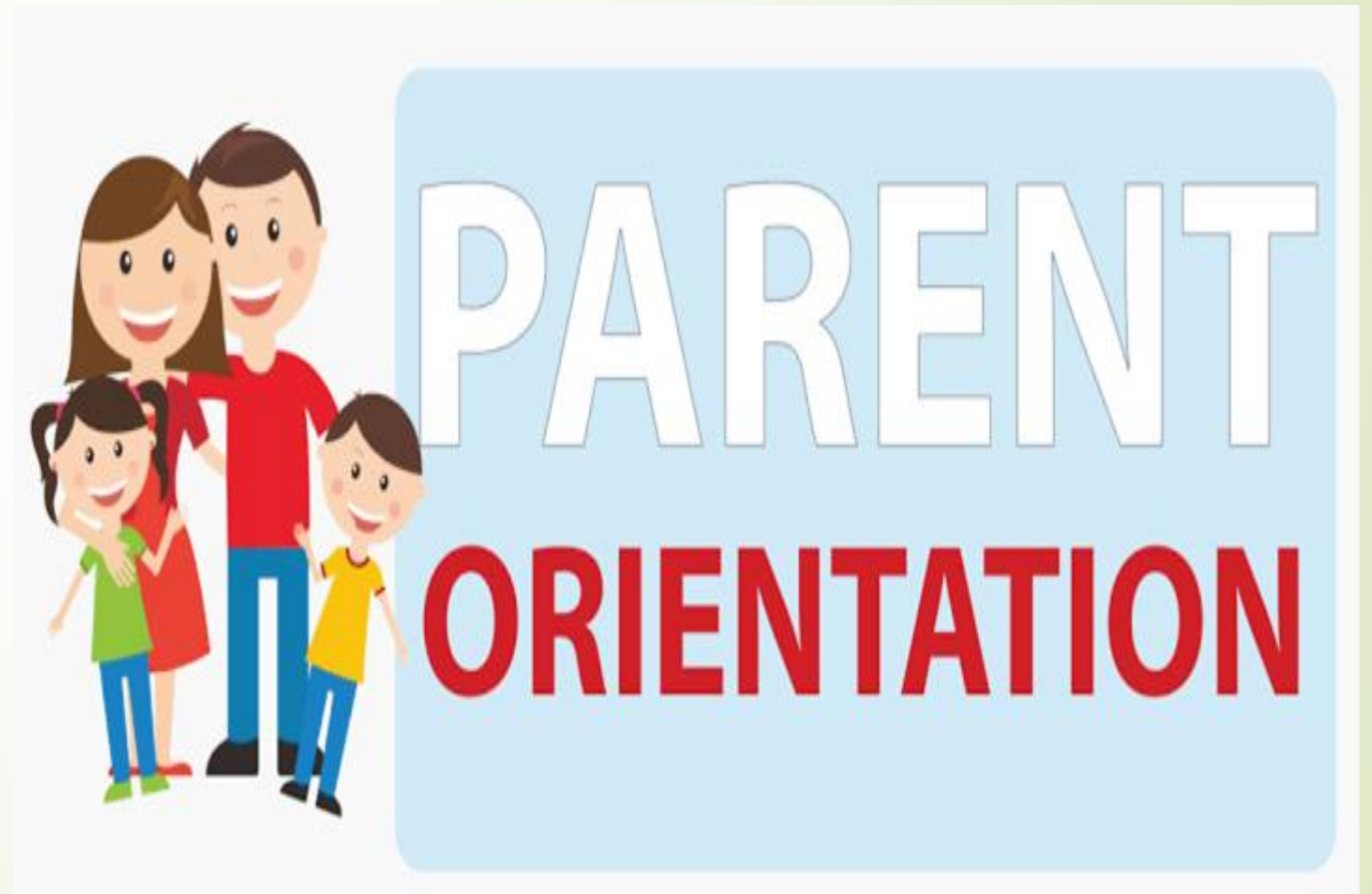




**Welcome Dear  
Parents for  
Academic Year  
2021-22  
Pre-Primary  
Section**





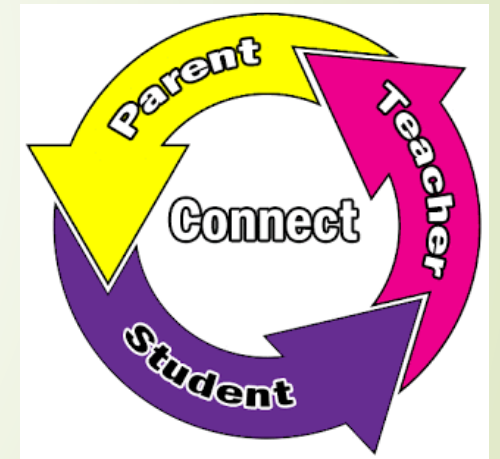
# The Mission/Vision of JMLZS

- ↑ Mount Litera Zee School will provide a complete and unique educational experience for the child, preparing him/her for a successful life in the contemporary society.
  
- ↑ **The vision of Jindal Mount Litera Zee School envisages:**
  - To create an excellent educational institution synthesizing the human values with the highest quality of teaching–learning using modern technology-driven tools for preparing a well-rounded personality for our society.
  - To make children aware of the significance of an eco-friendly environment. To nurture the unique potential in each child.



## Our Philosophy

- ↑ **At the core of every thing we do at Mount Litera Zee School is one simple principle.**
- ↑ **“What’s Right For the Child” (WRFC).**
- ↑ **Through that mantra we filter all our decisions and actions.**
- ↑ **WRFC helps us keep the child at the center of everything we do and ensures single-minded devotion to his/her growth and development.**





# Introduction to the Management Committee



# School Management Committee Members

**Chairman**  
**Mr. Sanjeev Banarjee**



**Member**  
**Mr. Shivkumar Singhal**



# OUR MENTOR



**REGIONAL SCHOOL DIRECTOR**

**Ms. Anshu Saxena**

**Contact No:-8657735898**

**Email ID:**

**[anshu.saxena@zeelearn.com](mailto:anshu.saxena@zeelearn.com)**




## PRINCIPAL



**Ms. Savita Sharma**  
**Contact No:- 7875092867**  
**Email ID:-**  
**mlzsnagothane@gmail.com**

## VICE-PRINCIPAL



**Ms. Bijal Awasthi**  
**Contact No:- 9016193906**  
**Email ID:-**  
**vpjmlzs@gmail.com**

## CO-ORDINATOR



**Ms. Rajashree Dhatavkar**  
**Contact No:- 9209226615**  
**Email ID:-**  
**rajashreedhatavkar@gmail.com**





## PRE PRIMARY STAFF

### NURSERY

**MS. SHILPA MHATRE**  
**NURSERY -A**  
**M.A (LIT) PART I;**  
**E.C.C.ED**



**MS. VIJAYANTA**  
**BHAROSE**  
**NURSERY**  
**B.E (ELECTRICAL)**



### JR.KG

**MS. SANCHARI**  
**SARKAR**  
**JR.KG**  
**B.A (HIS)**





## SR.KG

**MS. RAJASHREE  
DHATAVKAR  
SR.KG  
BCOM; D.TED; E.C.CED**



## ASSISTANT TEACHER

**MS. TEJAL SUTE  
B.SC (CHE); E.C.CED  
(PURSUING)**





**Admin Officer**

**Mr. Ajay Yadav**

**Contact No:- 9422351104**

**Email ID:-**

**yadavajay.jmlzs@gmail.com**



**Accountant**

**Mr. Devender Kashyap**

**EmailID:Kashyap.jindal@gmail.com**



**I.T. Head**

**Mr. Pratik Patil**

**Email ID:-jmlzsit@gmail.com**



**Relationship Manager**

**Ms. Vishwakala Nair**

**EmailID:vsnair.jmlzs@gmail.com**




# Our Belief

**Prominent focus is on What's Right for the Child (WRFC)**

**EVERY CHILD IS UNIQUE**





# Our Aim

To develop an effective life long process of learning in the child, leading to holistic development.

**Pedagogy:**

**School would mean a happy place...**





# Pedagogy

- **Interactive iLLUME is derived from the 21<sup>st</sup> century skills; as stated by NAEYC (NATIONAL ASSOCIATION FOR EDUCATION OF YOUNG CHILDREN) 21st century education for preschool children are the following:**
  - **problem solving, critical thinking,**
  - **collaboration,**
  - **authentic learning,**
  - **appropriate use of technologies,**
  - **cross-disciplinary teaching**



## EMERGING STUDENT PROFILE (ESP)







**JINDAL MOUNT LITERA ZEE SCHOOL**  
Pipe Nagar, Sukeli Tal: Roha, Dist: Raigad  
**ACTIVITY CALENDAR 2021-22 (NURSERY TO SR.KG)**



MONTH & DATES	HOLIDAY	IMPORTANT DAYS TO BE CELEBRATED			COMPETITIONS TO BE ORGANISED			EXAM	
		Date	Theme	Day	Date	Activity	Date	Exam	
April-21									
01-04	03, 04		KNOW YOUR LOVED ONES		13-Apr	Colouring activity - My Family (JR.KG & SR.KG)			
05-11	10,11				16-Apr	Talk Show 'All About My Family' (JR.KG & SR.KG)			
12-18	14,17,18				23-Apr	Clay Moulding Activity (NURSERY)			
19-25	24, 25	30-Apr			27-Apr	Phonic Drill Activity (SR.KG)			
26-30				Red Day Celebration	28-Apr	Tell My Name Activity (NURSERY)	24-Apr	PTMI	
					29-Apr	Quiz on 'Body Parts' (JR.KG & SR.KG)			
June-21									
01-06	05, 06		LIVE GREEN SAVE GREEN		23-Jun	Cut & Paste Activity Parts of the Plant (JR.KG)			
07-13	12, 13				24-Jun	Finger Print on Parts of Plant (NURSERY)	14-Jun	School Reopen For JR.KG & SR.KG	
14-20	19, 20				25-Jun	I-Care Session (NURSERY, JR.KG, SR.KG)			
21-27	26, 27				28-Jun	Germination of seeds activity (JR.KG & SR.KG)	16-Jun	Reopen Nursery	
28-30					29-Jun	Talk Show 'Save Trees' (SR.KG)	19-Jun	Parent Orientation	
					30-Jun	Colouring Activity - Flower (Nursery)			
July-21									
01-04	03, 04		PEOPLE AROUND US		05-Jul	Sort & Paste Fruit & Vegetable (NUR)			
05-11	10, 11				06-Jul	Sort & Paste Cereals & Pulses (JR.KG)			
12-18	17, 18	02-Jul		Green Day Celebration	09-Jul	Food Pyramid Activity (SR.KG)	26-Jul		
19-25	24, 25				16-Jul	Fancy Dress On Community Helpers (NUR)	to	TERMI	
26-31	31				19-Jul	Talk Show 'Community Helpers (JR.KG- SR.KG)	30-Jul		
					21-Jul	Height & Weight Check-up (NURSERY)			
				22-Jul	Height & Weight Check-up (JR.KG)	24-Jul	PTM II Day	Milestone NUR-SR.KG	
				21-Jul	Height & Weight Check-up (SR.KG)				
August-21									
01	01		EXPLORE & DISCOVER		06-Aug	Field Visit -Post Office (SR.KG)			
02-08	07, 08	13-Aug		Independence Day Celebration	09-Aug	Healthy & Unhealthy Food Activity (NUR-SR.KG)			
09-15	14, 15	20-Aug		Raksha Bandhan Celebration	13-Aug	Talk Show 'National Heroes' (SR.KG)	31-Aug	Open House PTM III Day	Milestone NUR-SR.KG
16-22	21, 22	30-Aug		Janmashtami Celebration	23-Sep	School Tour (NURSERY)			
23-29	28, 29				27-Sep	Field Visit - Fire Station (SR.KG)			
30-31									
September-21									
01-05	04, 05		FESTIVE VIBES		22-Sep	Dance Competition (NURSERY)			
06-12	08, 09, 10, 11, 12	08-Sep		Ganesh Festival Celebration	23-Sep	Dance Competition (JR.KG)			
13-19	13, 14, 18, 19	17-Sep		Yellow Day Celebration	24-Sep	Dance Competition (SR.KG)	25-Sep	Parent Culmination I	
20-26	25, 26				27-Sep	Read, Sort & 'Match Animal Homes' (NUR-JR.KG)			
27-30					28-Sep	Quiz on 'Animal Dwelling' (SR.KG)			
October-21									
01-03	02, 03		MUSICAL JOURNEY		01-Oct	Dabbing Activity on 'Transport' (NUR-JR.KG)			
04-10	09, 10				09-Oct	School Picnic (NURSERY, JR.KG, SR.KG)			
11-17	16, 17	08-Oct		Blue Day Celebration	20-Oct	Singing Competition -Balgeet (NURSERY)			
18-24	23, 24	14-Oct		Navaratri Celebration	21-Oct	Singing Competition -Balgeet (JR.KG)			
25-31	30, 31	29-Oct		Diwali Celebration	22-Oct	Singing Competition - Balgeet (SR.KG)			
					25-Oct	Talk Show on 'Transport' (JR.KG-SR.KG)	31-Oct	Open House PTM IV Day	Milestone NUR-SR.KG
				27-Oct	Annual Spost's Day (NURSERY to JR.KG)				
				28-Oct	Annual Spost's Day (SR.KG)				




MONTH & DATES	HOLIDAY	IMPORTANT DAYS TO BE CELEBRATED			COMPETITIONS TO BE ORGANISED		EXAM	
		Date	Theme	Day	Date	Activity	Date	Exam
November-21								
01-07	01-07		FOLK AND FAIRY TALES		24-Nov	Story Telling Competition (NURSERY)	15-Nov	
08-14	13, 14				25-Nov	Story Telling Competition (JR.KG)	to	TERM II
15-21	20, 21	12-Nov		Children's Day Celebration (Puppet Show)	26-Nov	Story Telling Competition (SR.KG)	19-Nov	
22-28	27, 28							
29-30							27-Nov	Parent Culmination II
December-21								
01-05	04, 05		MAGICAL NATURE				12-Dec	Open House
06-12	11, 12	10-Dec		Pink Day Celebration	17-Dec	Rainbow Activity (NURSERY - SR.KG)		PTM IV Milestone Day
13-19	18, 19	24-Dec		Christmas Celebration	29-Dec	Annual Function (NURSERY - IV)		NUR-SR.KG
20-26	25, 26							
27-31								
January-22					06-Jan	Best Out of Waste Activity-Paper Cup (NURSERY-A)		
01-02	01, 02		USES OF 3R's		07-Jan	Best Out of Waste Activity-Paper Cup (NURSERY-B)		
03-09	08, 09				13-Jan	Best Out of Waste Activity-Paper Plate (JR.KG-A)		
10-16	15, 16	28-Jan		Orange Day Celebration	14-Jan	Best Out of Waste Activity-Paper Plate (JR.KG-B)		
17-23	22, 23				17-Jan	One Minute Talk Show-My Country (SR.KG)		
24-31	29, 30				20-Jan	Best Out of Waste Activity-Shoe Box (SR.KG-A)		
					21-Jan	Best Out of Waste Activity-Shoe Box (SR.KG-B)		
				25-Jan	Quiz-My Country (NURSERY-SR.KG)			
February-22					02-Feb	Fancy Dress Competition-Nature (NURSERY)		
01-06	05, 06		PLAY & LEARN		03-Feb	Fancy Dress Competition-Communication & Techno (JR.KG)		PTM V
07-13	12, 13				04-Feb	Fancy Dress - Competition Trending Issues (SR.KG)	26-Feb	Art & Craft Exhibition (BEST OUT OF WASTE) NUR-SR.KG
14-20	19, 20				16-Feb	Height & weight Check-up (NURSERY)		
21-28	26, 27				17-Feb	Height & weight Check-up (JR.KG)		
					18-Feb	Height & weight Check-up (SR.KG)	05-Feb	Parent Culmination III
				22-Feb	Staff-Student Photograph (NURSERY-SR.KG)			
March-22							07-Mar	
01-06	05, 06		MY LEARNING				To	TERM III
07-13	12, 13						16-Mar	
14-20	19, 20							
21-27	26, 27						28-Mar	PTM VI Milestone III
28-31								

**Note :-**

- 1) Parents can meet Principal every day between 3 pm and 5 pm
- 2) Parents can visit school on result day between 10 am and 12 noon
- 3) Schedule of some activities may change due to unavoidable circumstances.
- 4) For any information call us at 09422351104

**PRINCIPAL**



# E-Learning Links

## Preschool E-learning module access detail

Dear Parent

Your ward can access e-Learning content via 2 platforms:

1. Web browser (on laptop/desktop) with active internet connections only.
  2. Android phones (Mobile phone/tablet etc. with active internet connections only).
- Please note: It is not available for IOS operating phones, for e.g. iphone.**

### For Android Device Users (Mobile phones/Tablet)

#### Features of the mobile App:

1. You can view the course content anytime and anywhere using Android devices.
2. Same user cannot login on more than one device.  
In case of siblings, parents can use single application on the same phone for 2 students (The detailed procedure for set up is given at the end of the document).

Steps to be followed to access the content using Android mobile phone/Tablet:

1. You can download the e-Learning app from the following link:

<https://play.google.com/store/apps/details?id=com.innova.elearning>

Or enter the following text and choose the correct app on Google Play Store:

**"Innova Elearning"**




#### Innova Elearning

Innovasphere Infotech Education

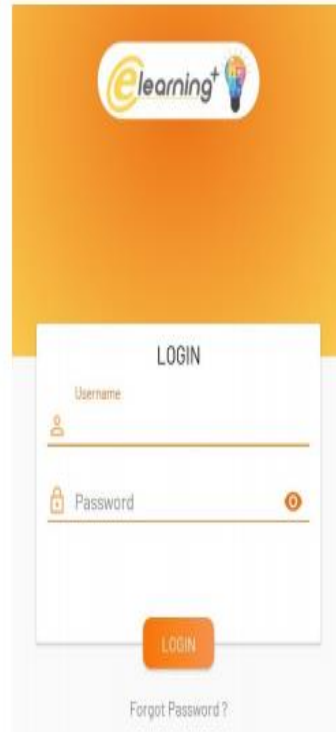


This app is available for all of your devices.

You can share this with your family. [Learn more about Family Library](#)



2. Once installed, kindly open the app. The first screen will be as follows:



3. Kindly enter the valid credentials of your ward and login to the app. The second screen will be as follows:





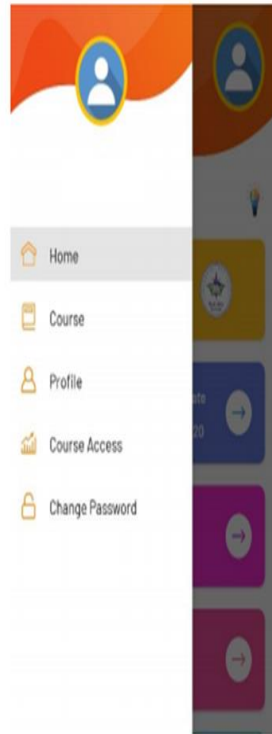
JINDAL  
Mount Litera  
Zee School  
Great School. Great Future.



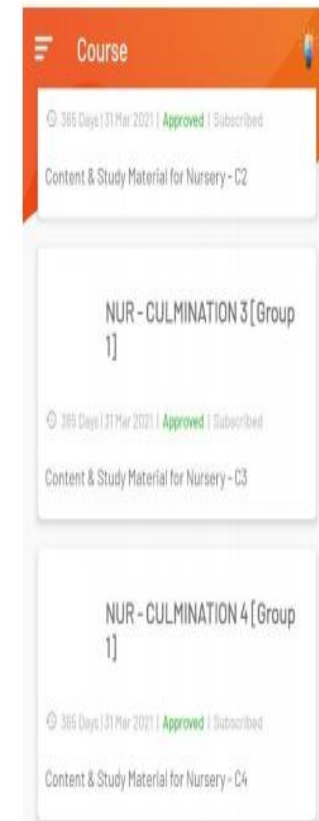
4. To access the course, there are two options, as shown in the above screen.

**Option 1:** Click on Registered courses, to start viewing the resources.

**Option 2:** On left top screen, 3 horizontal lines are given. Click on it. You will see the following screen:  
Choose "Course Access" to start viewing the resources.



5. By choosing any one of the options, you will get the following screen:



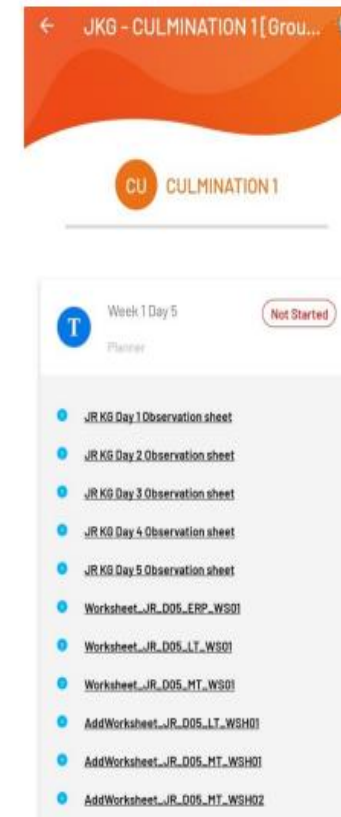


Scroll down or up to view all the available courses.

6. Choose any one of course and click on it. You will see the following screen;



8. Click on the required day folder. For e.g. Week 1 Day 5. You will see the list of documents present in the Day 5 folder as follows:




9. Scroll all the resources and choose any one of the resource. Click on the name of the resource. You will get the following screen:



4

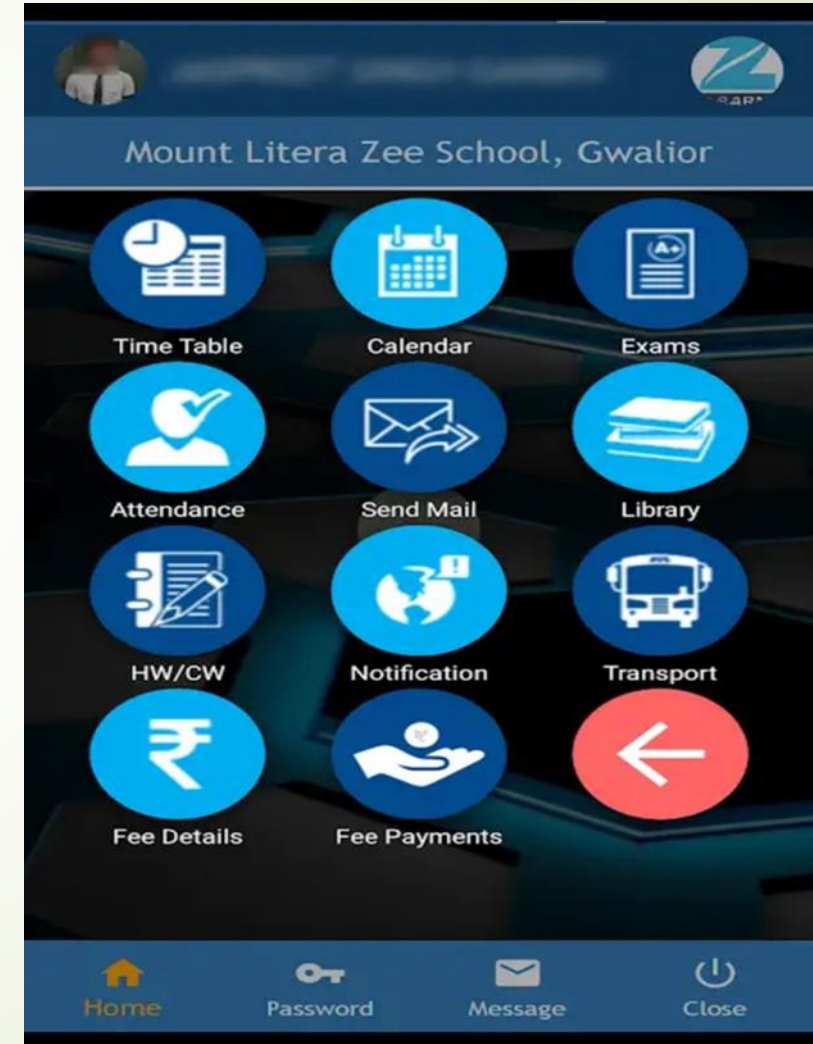
10. Keys and its uses:





## Education + APP AND WEBSITE

Login user id and password of the student has to be entered in the required fields to open on this education app. or on our school website to know more about school circulars, student details, school calendar which we upload on the app as well as website.







## Extended Learning guide- Sample

### Culmination – 1

#### **LIFE SKILLS: CLEARING THE TABLE**

**Resources:** N/A

**Method:**

After lunch and dinner time, get your child to help in clearing the table with you. Explain to them that they must carry only the non-breakable items. Guide and encourage them. Discuss where each item goes and why. For example, the used cutlery must be washed and kept neatly for future use.

#### **HOME CHORE: WASHING THE PLATE**

**Resources:** Plate used while eating

**Method:**

Encourage your child to wash a plate that he/she has used while eating. This need not be the lunch or dinner plate, but some plate that they have used while eating snacks. Talk to your child about the importance of being responsible for our own things and not expecting others to clean up after us. Encourage your child to be aware of and grateful towards the helpers who make our lives easier.



# Life Ready Framework





## Culmination Activities

- ❑ Culmination weeks are planned after completion of themes and sub-themes. They come usually at the end of four to six weeks.
- ❑ The culmination week day is planned differently from the usual day. It aims to take a recap of the themes and concept covered with fun-filled methods. There are no worksheets planned for culmination.
- ❑ Instead, creative activities and games are planned to recap the concept, language, and math topics completed in the prior weeks. At times, field trips are also planned in the culmination week.
- ❑ Parents are also invited to see and understand the variety of things done in the given period. Activities which involve parents are also planned in the culmination. At times, parents are also invited to watch performances of children.



JINDAL  
Mount Litera  
Zee School  
Great School. Great Future.



# SKILL & PERSONALITY DEVELOPMENT

19 Sessions

1. Attendance & Assembly (Yoga)
2. Free Play
3. Concept time
4. Math Time
5. Music & Movement
6. Language time
7. Reading time
8. Talk time
9. Library time
10. Sensory Time
11. Creative Time
12. Critical Thinking
13. Personality Development
14. Eco-Conscious
15. Outdoor Play
16. Tummy Time
17. Water Play
18. Science Time
19. Indoor Time




↑ For this academic year according to new syllabus there are 3 Term in a year. 1<sup>st</sup> term will be held on 1<sup>st</sup> week of August , 2nd term will be held after Diwali vacation in the month of November and 3rd Term will be held in the month of March.

↑ **Evaluation of students milestone through class observation and class test:**

- ❖ **Personal Health & Hygiene**
- ❖ **Physical development**
- ❖ **Fine & Gross motor skills**
- ❖ **Creative development**
- ❖ **Cognitive development**
- ❖ **Language development**
- ❖ **Personal, Social and Emotional development**



## Assessment Guidelines



# PARENT ENGAGEMENTS

- **Settling In Period**
- Toilet Training
- Events and Festival Celebrations
- Field Trips
- Nutritious Meals and Health Tips
- Open and Close Door Policies
- **I CARE**



- We strongly believe that Holistic Development of students is based on 4 pillars Student, Parent, Teacher and School.
- To further strengthen the bond of all stake holders, we hereby, introduce the “Parent On Campus” policy.
- In short, Everyday one parent present in the school campus before the start of the school till the end of the school.
- This will not only enhance the trust between parents and school but will prove to be an important step towards fostering a relationship of confidence.
- This is an effort to supplement and re-enforce our commitment to provide Safe and Secure Environment and to make parents as Partners in our endeavor of imparting Holistic Quality Education.

## Parent On Campus Policy










JINDAL  
Mount Litera  
Zee School  
Great School. Great Future







# INTEGRATED CHILD KIT







JINDAL  
Mount Litera  
Zee School  
Great School. Great Future






## **NOTEBOOKS ALLOTTED FOR EACH CLASSES:**

**NURSERY- BIG BOX (SQUARE)**

FOUR LINE WITH BOX



**JR.KG - FOUR LINE NOTEBOOK (ENGLISH)**

**FOUR LINE NOTEBOOK (EVS/GK)**

SQUARE NOTEBOOK(MATH)


**SR.KG - FOUR LINE NOTEBOOK (ENGLISH)**

**FOUR LINE NOTEBOOK (EVS)**

**FOUR LINE NOTEBOOK (GK)**

SQUARE NOTEBOOK(MATH)

FIVE LINE NOTEBOOK (HINDI)





# LEARNING OUTCOMES- HOELV

- ▶ The child will develop 4 new HOELV words / month and **40 new HOELV words in a year.**
- ▶ The child develops the **use of HOELV** right from foundation and formative years.
- ▶ Put the child in **position of superior edge** in a developing world.
- ▶ Developing a **strong foundation in the English vocabulary and communication skills.**



## FEATURES OF PSED PROGRAM

- It is a Personal Social Emotional Development program.
- The program has been designed for the Pre- schoolers.

### Objective:

- Holistic growth and development of the child right from the formative years.

### About the Program

- **Weekly Module for 3 months.**
- **Covers all age appropriate milestones.**
- **Structured to cover domains of Personal Social and Emotional development.**
- **Each weekly module will cover 3 to 4 milestones in an interactive manner.**
- **Module is in the form of Power Point presentation.**
- **Content is Facilitator and Parent Friendly and Age appropriate.**



# FEATURES OF PSDP PROGRAM

- It is a Physical Skill Development program.
- The program has been designed for the Pre- Schoolers.

## Objectives:

- Enable the children to have better control and coordination of bodily functions.
- To enhance fine and gross motor skills
- To ensure agility and healthy habits amongst the pupils

## About the Program

- It is a 10 week program.
- Covers appropriate milestones .
- Structured to cover domains of Physical development.
- Module is in the form guidelines to parents/facilitators and a demonstrative video.
- Content is Facilitator and Parent Friendly and Age appropriate.



# NO SCREEN DAY ACTIVITY

- It is a Physical Skill Development program.
- The program has been designed for the Pre- Schoolers.

## Objectives:

- Enable the children to have better control and coordination of bodily functions.
- To enhance fine and gross motor skills
- To ensure agility and healthy habits amongst the pupils

## About the Program

- It is a 10 week program.
- Covers appropriate milestones .
- Structured to cover domains of Physical development.
- Module is in the form guidelines to parents/facilitators and a demonstrative video.
- Content is Facilitator and Parent Friendly and Age appropriate.



# SAFETY AND SECURITY OF STUDENTS



# SAFETY IN CLASSROOM

Things to look out for in a classroom-

- loose cords
- electrical outlets
- paints and crayons
- unstable furniture
- poison prevention
- sharp edges and points
- finger traps
- leg and arm traps
- head traps
- choking hazards







# FIRST AID KIT


## What is needed?


- ▶ A First Aid Box.

## Why it is needed?

- ▶ Minor accidents and unintentional childhood injuries are not unusual in the pre-school setting. Even with careful supervision, children frequently sustain scrapes, bruises, cuts, bites, and falls in the normal course of their day. Providing a safe environment and responding to accidents and injuries in a timely and professional manner are essential caregiver responsibilities. Hence, the facilitator should know when and how to provide first aid







### GOOD TOUCH

- + Parents hug & kisses.
- + Grandparents love.
- + Teacher pats you on the head "Good Job".
- + Brief Friendly hugs by family members.
- + Brief kiss on the cheek or forehead.
- + Shaking hands or giving High5.
- + Doesn't scare or make you feel bad.

### BAD TOUCH

- = Makes you feel scared / nervous / ashamed.
- = Forced or Hurts.
- = Told to keep it a SECRET
- = Touching or patting areas covered by a SWIM SUIT.
- = Kissing on the mouth.
- = Touching the buttocks.
- = Hitting, slapping, spitting, pushing or punching.

- ‡ The school will not tolerate inappropriate behaviour by students such as bullying or ragging of any kind, overt display of affection between students, theft, forgery, borrowing without permission of the owner, improper care of the property of others and using obscene or vulgar language.

# INTRODUCTION TO CHILD'S RIGHT




The United Nations Convention on the Rights of the Child (CRC) defined four basic child rights of survival, development, protection and participation.

The CRC gives the following basic rights to all the children in the world without any discrimination:

- Right to Survival
- Right to Protection
- Right to Participation
- Right to Development





# ABOUT-CHILD ABUSE

## WHAT IS CHILD ABUSE?

In 1999, the WHO Consultation on Child Abuse Prevention compared definitions of abuse from 58 countries and drafted the following definition:

“Child abuse or maltreatment constitutes all forms of physical and/or emotional ill-treatment, sexual abuse, neglect or negligent treatment or commercial or other exploitation, resulting in actual or potential harm to the child’s health, survival, development or dignity in the context of a relationship of responsibility, trust or power.”



## WAYS TO DEAL WITH CHILD ABUSE

- Be open and understanding.
- Believe the child.
- Let the child talk as much as he or she wishes.
- Understand that the child is probably having mixed feelings.
- Explain what you will do next to help them.
- Never discipline the child when your anger is out of control.
- Never leave the child unattended.
- Teach children the difference between “good touch”, “bad touch”, and “confusing touch”.
- Be aware of any changes in children’s behavior or attitude, and inquire into it.




## WAYS TO DEAL WITH CHILD ABUSE

- When a child tells you he or she doesn't want to be with someone, this could be a red flag. Listen to them and believe what they say.
- Teach children what to do if they are separated from their parents/ known person on an outing.
- Teach children the correct names of their private body parts.
- Be alert for any talk that reveals premature sexual understanding.
- Pay attention when someone shows greater than normal interest in any child.
- Make certain you release a child only to someone who has been officially designated.

**As per POCSO Act 2012, reporting cases of child sexual abuse to law enforcement authorities is mandatory.**

**Failure to report a suspicion of child abuse is an offence under the Act.**





# SCHOOL POLICIES





# UNIFORM



## For Boys

**Green colour T-shirt**

**Navy blue colour half pant**

## For Girls

**Green colour T-shirt**

**Navy blue colour skirt**

## Common Uniform

**Belt, and Socks are to be worn by both Boy and Girl students.**

- ▶ **Make sure your child wears the ID card everyday.**



# TRANSPORT POLICY

- ❖ Student should arrive at assigned bus stop five minutes ahead of the bus. The driver cannot wait for you, as it may create traffic problems.
- ❖ The bus attendant has the authority to assign seats.
- ❖ Parents are not allowed to interfere about their children's seats because teachers have given the right to arrange children's sitting and they can rotate kids on a monthly or weekly basis.
- ❖ Students are required to ride their assigned bus, unless they have written approval from the transport department.
- ❖ In some cases if parents come & pickup their kid then prior notice must be given to teacher regarding the take away.
- ❖ If your are a walker & because of some reason if you cannot come to school for takeaway your kid than you must handover written letter to the person whom you trust and want to handover your kid. Otherwise we will not allowed your kid to go with any one if you call us and insist us.
- ❖ Refrain from talking to the driver expect in an emergency.
- ❖ Parents should also support policies of the school and transport department.



# Birthday Policy


- **The Students can bring any small Chocolate of value Rs.1 or Rs.2.**
- **No Birthday Parties will be held in School**
- **No Birthday gifts or return gifts will be exchanged with students or educators.**
- **You can send your child in party dress.**
- **Children will bring a sapling for plantation**





# School Timings

- Monday to Saturday: 9:10 a.m.– 12:40 p.m. (Offline)
- Monday to Saturday: 1.30 p.m. – 3.00 p.m. (Online)
- All Saturdays students will have Language Development class.
- All **Saturdays** will be holiday for students. (Offline)
- School Office Timing on all working days 9:00 a.m. to 5:00 p.m.
- Timing during Long vacation 9:30 a.m. to 3:30 p.m.
- School Office will be open on all Saturday except Gazette Holidays.
- For any query or discussion you can contact the teacher, Coordinator between 3.00 p.m. to 4.00 p.m. from Monday to Saturday.



# Food Menu

**In case your child is allergic to suggested menu, you can send suitable snack in their tiffin**

DAYS	MENU
Monday	Dosa/Idli/Chutney Any One fruit 
Tuesday	Poha/Upma Any One fruit  
Wednesday	Rawa Sheera/Vermicilli Any One fruit  
Thursday	Veg paratha (Any stuffing of your choice) Any One fruit 
Friday	Sandwich/Vegetable cutlet Any One fruit  




# Monthly Assembly Theme 2020-21

- ↑ **April-** Know Your Loved Ones
- ↑ **June-** Live Green Save Green
- ↑ **July-** People Around Us
- ↑ **August-** Explore & Discover
- ↑ **September-** Festive Vibes
- ↑ **October-** Musical Journey
- ↑ **November-** Folk & Fairy Tales
- ↑ **December-** Magical Nature
- ↑ **January-** Uses of 3 R's
- ↑ **February-** Play & Learn



# **Pre-Primary Time Table Monday to Friday (offline)**



# NURSERY (offline)

	Attendance and Assembly (15 m)	Music and Movement (15 m)	Concept Time (15 m)	Free Play (20 m)	Tummy Time (25 m)	Outdoor and Others (25 m)	Language Time (15 m)	Break Time (5 m)	Math Time (15 m)	Indoor and Others (25 m)
Mon						Library Time				Reading Time
Tues						Personality Development				Creative Time
Wed						Sensory Time				Talk Time / Science Time / Indoor Time
Thurs						Creative Time				Library Time
Fri						Water Play and Outdoor/Natural Experiences/Critical Thinking	Water Play and Outdoor			Language Time





# JR.KG (offline)

	Attendance and Assembly (15 m)	Concept (25 m)	Math Time (25 m)	Music and Movement Time (20 m)	Tummy Time (25 m)	Free Play (20 m)	Language Time (25 m)	Break Time (5 m)	Skill Based Learning 1 (20 m)	Skill-Based Learning 2 (20 m)	Exploration Time (25 m)
Mon									Zero period/ Hindi	Talk Time: (Talk Time will be in the activity room)	Sensory
Tue									Work book Time	Library/Hindi	Creative/Critical Thinking
Wed									Personality Development/ Workbook Time	Reading Time	Science Time/ Indoor Play
Thurs									ERP	Creative Time	Water Play and Outdoor Play/ Eco-Conscious/ Personality Development
Fri									Talk Time: (this Talk Time will be in the classroom)	Library	Outdoor Play and Water Play/ Outdoor Play



# SR.KG (offline)

	Attendance and Assembly (15m)	Concept Time (25 m)	Skill Based Learning 1 (20 m)	Math Time (25 m)	Tummy Time (25 m)	Language (25 m)	Skill Based Learning 2 (20 m)	Break Time (5 m)	Free Play (20 m)	Music and Movement (20 m)	Exploration Time (25 m)
Mon			ERP				Talk Time				Creative Time
Tue			Zero Period/ Hindi				Library				Water Play/ Outdoor Play/ Critical Thinking/ Eco-Conscious/ Workbook Time
Wed			Science/ Indoor Games				Reading Time				Outdoor and /Water Play
Thurs			Personality Development				Library/ Hindi				Sensory
Fri			Workbook Time				Talk Time				Creative Time



## ➤ ONLINE CLASS

- ❖ Online class will be conducted through Google Meet from Monday to Saturday.
- ❖ Attendance is mandatory.
- ❖ The link for the meet will be shared daily in the class WhatsApp Group one hour prior to the class.
- ❖ Every Saturday Language Development classes are taken.

MONDAY	TUESDAY	WEDNESDAY	THURSDAY	FRIDAY
ENGLISH	ENGLISH	ENGLISH	MATH	MATH
GK	GK	EVS	EVS	HINDI
RHYME	RHYME	RHYME	RHYME	RHYME



# Subjects taught by the Mother Educator

**Subjects that will be taught by a mother Educator :**

- **English**
- **Mathematics**
- **General Knowledge ( G. K.)**
- **EVS**
- **Hindi**



# Hierarchy to be followed for Feedback

**CLASS  
TEACHER**

**CO ORDINATOR**

**VICE  
PRINCIPAL**

**PRINCIPAL**

**RSD**

**(for any queries, suggestions, feedbacks, kindly follow the hierarchy)**

The complaint can be in the mode of e-mail and in written mode between 10.00 a.m. to 1.00 p.m. (Monday to Friday only) Ph. No. **02194-238845, 9422351104, 9016193906**

emailid: **[vpjmlzs@gmail.com](mailto:vpjmlzs@gmail.com) / [mlzsnegothane@gmail.com](mailto:mlzsnegothane@gmail.com)**

The Classteacher will maintain the record of the complaints made and convey it to the concerned authority on the same day. The Classteacher will be responsible for taking the feedback and the proper closure from the concerned authority and will give a proper closure to the parent within 3 days of lodging the complaint. —The parents will contact the

**Vice Principal for any feedback regarding the academics ( by written mode or through emails only). If the complaint is not solved in 3 days then it will be escalated to the Principal and finally to the Regional school Director.**



**JINDAL**  
Mount Litera  
Zee School  
*Great School. Great Future.*



Careers



- HOME
- ABOUT ▾
- NEWS & EVENTS ▾
  - News & Events
  - Accolades & Achievements
  - Transport Details 2020
  - PTA
  - Important Notifications
  - View Issued TCs
- GALLERY ▾
- ADMISSION ▾
- ACADEMICS ▾
- CONTACT ▾

FEEES PAYMENT



# MODERN LAB FACILITY

ORIENTATION  
SECONDARY

ORIENTATION  
PRIMARY

ORIENTATION  
PREPRIMARY

<https://www.jmlzsnagothane.edu.in/#>

Activate Windows  
Go to Settings to activate Windows.




**A CURRICULUM BALANCED BETWEEN  
VALUES, KNOWLEDGE AND LIFE SKILLS,  
DESIGNED TO CHALLENGE THE MIND**

## Important Notifications

### Important Notifications

S.No	Title	Date
1	Circular No. -JMLZSN/ALL/001/2021 -22	30 Apr 2021
2	" The Literati " Edition XVI	20 Apr 2021

Activate Windows  
Go to Settings to activate Windows.



- **Students Handbook / Almanac-** will provide valuable information regarding School procedures.
- **Academic Calendar-** will be uploaded on the school website or provided in paper format, to parents and will focus on information regarding your child's upcoming activities & holidays.
- **Web Site** <http://www.jmlzsnagothane.edu.in/>- The school website will have information regarding the and will be updated on a consistent basis.
- <https://www.facebook.com/jmlzsnagothane>
- **E-mail:-** [mlzsnagothane@gmail.com](mailto:mlzsnagothane@gmail.com)
- **Phone calls:-** 02194-238845, 9422351104
- **Circulars:-** Written circulars will be sent to the parents whenever required. It will be available on school website.
- **School management system:-** It is available on school website.

SUN	MON	TUES	WEDS	THUR	FRI	SAT
Weekend	Instructional Day	Instructional Day	Reading Period	Reading Period	Exam Period	Weekend
				Exam Period	Exam Period	
Weekend	Exam Period	Reading Period	Exam Period	Exam Period	Career Period & Graduate Courses	Undergraduate graduation
	Exam Period	Exam Period	Exam Period	Exam Period		








# GRIEVANCE REDRESSAL COMMITTEE

Sr. No.	Name of the Member	Designation
1	Ms. Savita Sharma	Principal
2	Ms. Bijal Awasthi	Vice Principal
3	Ms. Vishwakala Nair	Relationship Manager
4	Mr. Ajay Yadav	Sr. Executive
5	Ms. Rajashree Dhatavkar	Female Teacher
6	Mr. Gautam Solanki	Male Teacher



## Whom To Contact

- Lost and found items are kept in the School's Back Office. Any valuable item or cash found by students should be deposited at the Front Office. Students are advised to clearly write their name and class on all items brought to the school.
- Email : [mlzsnagothane@gmail.com](mailto:mlzsnagothane@gmail.com) / [vpjmlzs@gmail.com](mailto:vpjmlzs@gmail.com)
- Phone: +91 9422351104



# Infrastructure



**Playground**



**Auditorium**



**Computer lab**



**Library**



# Our Classroom





# Illume Room





Finger Print Activity



My Play World Activity



Family Tree Activity



My Water World Activity

# Co-scholastic Activities 2020-21



Cotton Sticking Activity



Corn Making Activity



My Tea Party Activity



Rakhi Making Activity

# Co-scholastic Activities 2020-21



Blue Day  
Activity



Kite Making  
Activity




Germination of Seed  
Activity



Food Pyramid  
Activity






Skip Counting Activity



Musical Day Activity



Chocolate Day Activity



Coordination Activity



One Minute Talk Activity




One Minute Talk Activity



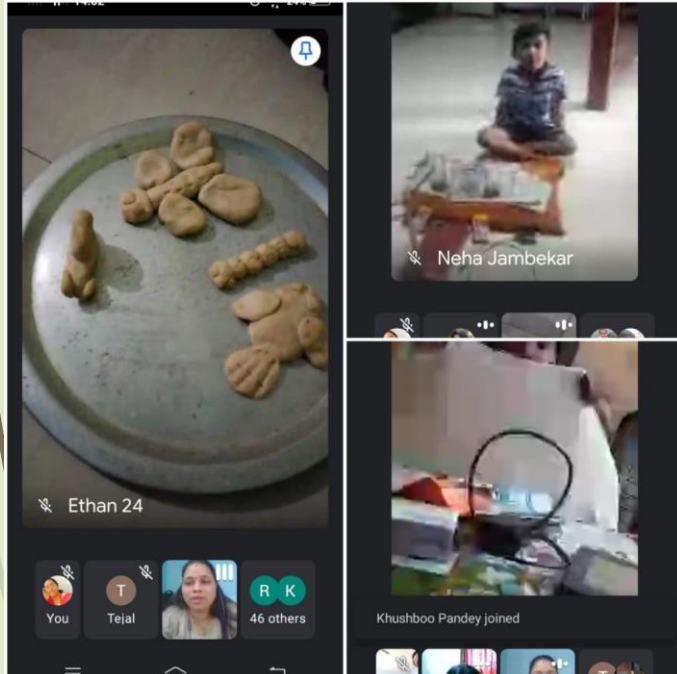
One Minute Talk Activity



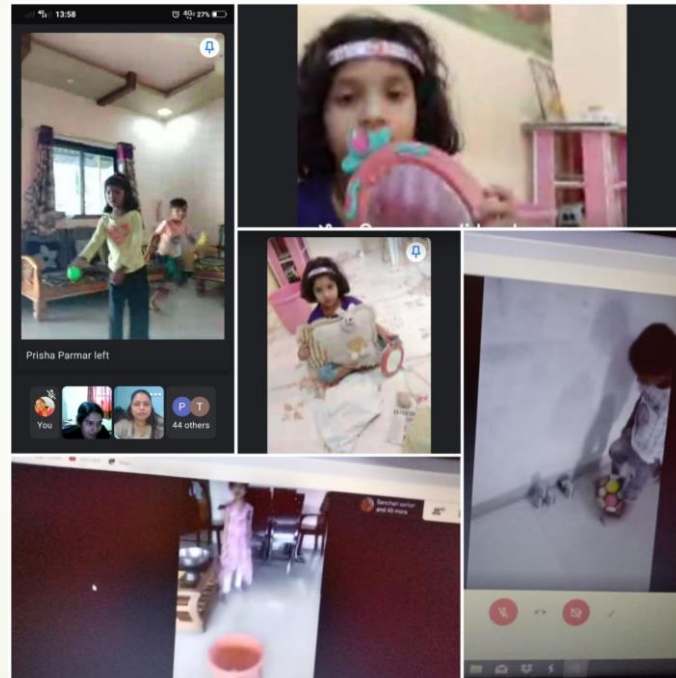
Best Out of Waste Activity




**Online Diwali  
Celebration**



Virtual Sports Day



Online Makar Sankranti Celebration





**Online Blue Day  
Celebration**




**Online  
Independence Day  
Celebration**

# Pandemic COVID-19



- One of the biggest challenges for parents under the lockdown is to keep their kids engaged and feeling upbeat.
- We are all in an unfamiliar situation and have no clue of how to deal with it.
- In this Coronavirus pandemic, parents shouldn't be on keeping their children engaged and motivate them to keep learning, but to keep them happy and focus on their mental well-being, amidst rising anxiety and isolation.
- Kids are probably picturing a fun time like summer break, not the reality of being trapped at home and not seeing their friends.
- Due to COVID-19 lockdown situation school will remain closed until Government Issue reopening order.



- We are going to post worksheet and study material through WhatsApp group for your child so that they can sit at home and continue with their studies in lockdown situation.
- We hope that you too will support us by getting the worksheet/assignments done.
- A video will be provided based on the topic along with the worksheet.
- They should solve the worksheet in any book or on a sheet of paper and send the picture of the worksheet done through WhatsApp.
- Students should use Saturday and Sunday for their self-study and extra-curricular activities.
- Parents need to take extra writing practice in notebook or blank sheet based on the worksheet given to the children.





- The school is sharing e-learning package (link) for Nursery, JR.KG & SR.KG grade.
- The package (link) will give you a 10 day (2 weeks beginning on a Monday) plan of action for co curricular and curricular activities.
- The co curricular link has a pdf document that has a set of guidelines against the value of each session the child experiences right through the day.
- The curricular activities are based on the curriculum.
- The parenting link has articles and guidelines on parenting.
- In many activities video are been attached to understand the concept easily.
- Worksheet are also been provided to enhance the skill among children.



- A set of instructions is provided in each pdf for how the activity is to be conducted.
- The activities are all age appropriate and it fulfill the needs of the age groups that we cater to in the preschool sector.
- This is a novel concept of getting the child engaged in a fruitful structured way of life with fun and enjoyment.



**THANK  
YOU**